

FAMILY DEVOTIONAL

God made you
creative make me
more creative too.

It's Easter, don't
make me cross.

Decorate
me for
free.

ACTIVITY

I C U help
me B GRz.

A! You not 'c',
I'm 'c'.

PACK 3

Decorate me
I'm three.

SERIES 3 EASTER

CONTENTS

Contents.....	3
About this pack.....	4
Episode 11: On a donkey.....	5
Episode 12: He became sin.....	7
Episode 13: Marked for life.....	9
Episode 14: Life is in the blood.....	11
Episode 15: He is alive.....	13

ABOUT THIS PACK

WHO MADE IT?

This resource was created by Olly Goldenberg from Children Can, to accompany our daily podcasts.

HOW CAN I USE IT?

You can use this activity pack and the podcasts however you want. You can:

- ▶ Just listen to the podcast
- ▶ Use the podcast to provoke discussion
- ▶ Use them as part of a daily family devotion. It might look something like this:
- ▶ Worship together singing some songs from the internet.
 - ▶ Listen to the podcast
 - ▶ Use the 'Discuss' or 'Dig deeper' sections of this pack
 - ▶ Do the action from this pack
 - ▶ Respond in prayer and take time to listen to God
 - ▶ Do one of the activities from this pack.

HOW CAN I GET IN TOUCH WITH YOU?

Send us an e-mail to info@childrencan.co.uk.

WHAT IS THE COPYRIGHT BLURB FOR THIS PACK?

Thanks for asking. Here it is.

Official Copyright notice:

We hereby give notice that you have the right to copy this activity pack and share it with as many people as you like. There are just a few things we don't want you to do with it:

- ▶ Sell it or try to make money out of it in anyway.
- ▶ Pretend that you made it.
- ▶ Change it (especially if you act as if we made it that way).
- ▶ Pour milk on it and eat it for breakfast.
- ▶ Drop it as litter on the street (or anywhere else for that matter).

If you think you want to do any of these things or if you want to do something that you think sound a bit like one of these things then please do get in touch with us and ask us (but why would you want to litter – if that's what you want to do, go and sit in a room by yourself and reflect on how you can make the world a better place). We are nice and we want people to be able to use this in a way that is fair for everyone. Thank you.

Copyright by Children Can, 2020.

EPISODE II: ON A DONKEY

DISCUSS

- What did you discover from today's podcast?
- What ways could Jesus have ridden into Jerusalem?
- What message would each way have said about the kind of king Jesus is?
- Why do you think Jesus chose to ride on a donkey?

GO DEEPER

These Bible verses were mentioned in today's podcast.

- Matthew 21:1–11
- Mark 11:1–10
- Luke 19:29–44
- John 12:12–19

Read this passage carefully: **John 14:1–11**. Whenever you study the Bible it is always good to ask these questions about the passage:

- What do we learn about God?
- What do we learn about people?
- What does God want me to ask or think from this passage?

You might want to ask these questions too:

- Why did the people wave palm branches?
- What does Hosanna mean?
- What prophecy was Jesus fulfilling?

ACTIONS

Take time to worship Jesus. Choose a song to worship God with (perhaps one with the word Hosanna in it) and as you worship find something you can wave to God – it may be a branch from a tree, a handkerchief or something else. Whatever you choose to wave, think of a special meaning that that object represents as you wave it to God. For example – the palm branches were a sign of victory and a reminder that God had come to live with them (Jews used palm branches to make their shelters in the feast of tabernacles, a reminder that life here is temporary, but life with God is for ever.)

ACTIVITIES

GROUP ACTIVITY: HIDDEN IN THE CROWD

Make a paper palm leaf and take it in turns to hide it around your house while the rest of the family has to try and find it. If they are getting closer say warmer, if they are getting further away from it say colder.

PUZZLE: PALM SUNDAY WORD SEARCH

Complete this wordsearch.

Find the Hidden Word

Word Bank

- Jerusalem
- Disciples
- Village
- Donkey
- Master
- Jesus
- Cloaks
- People
- Road
- Hosanna
- David
- Palm
- Olives
- Glory
- Colt

www.biblekids.eu

Go AND Do IT: RECREATE IT

Using card see if you can make your own model of the journey Jesus took on the donkey. Search on the internet for, 'palm Sunday donkey craft.'

EPISODE 12: HE BECAME SIN

DISCUSS

- What did you discover from today's podcast?
- In what way was Jesus different to us, that he could become our sin?
- What are sins?
- Where are your sins now?

Go DEEPER

These Bible verses were mentioned in today's podcast.

- 2 Corinthians 5:21
- Romans 3:23
- John 3:16
- 1 John 2:1–2

Read this passage carefully: 2 Corinthians 5:21. Whenever you study the Bible it is always good to ask these questions about the passage:

- What do we learn about God?
- What do we learn about people?
- What does God want me to ask or think from this passage?

You might want to ask these questions too:

- We give Jesus our sin, what does he give us?
- What does it mean to be *in* Christ?

ACTIONS

Write a list of sins (or draw pictures), then take all those sins and staple them to a paper cross. Take time to say sorry to God for the things you have done wrong, then read 2 Corinthians 5:21 – remember we now have Jesus' goodness! If you have outdoor space and a metal bin why not take the sins on the cross and burn them.

ACTIVITIES

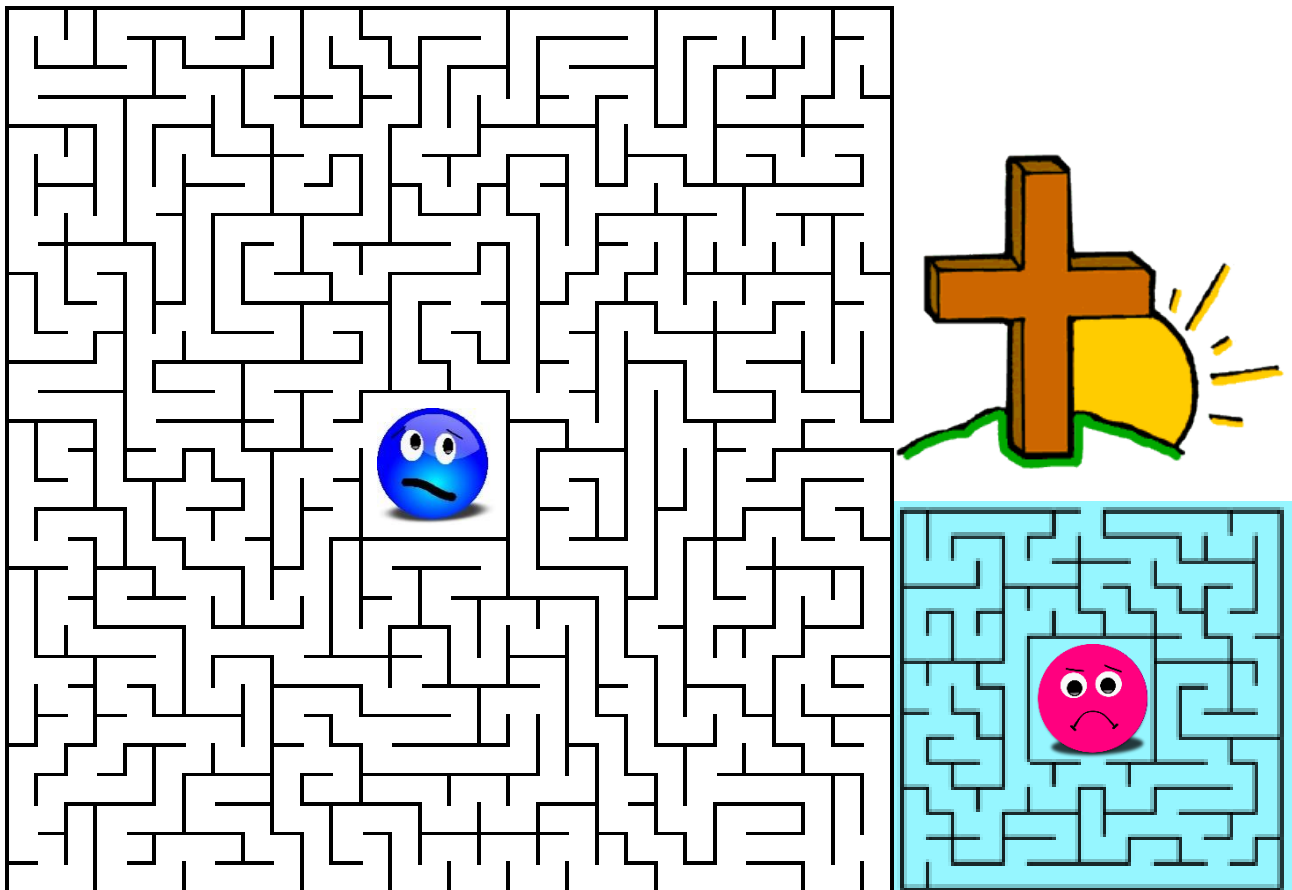
GROUP ACTIVITY: TONGUE TWISTER

See how fast you can say these tongue twisters (look up some more on the internet or even try to make up your own).

- ▶ She sells seashells by the seashore.
- ▶ Red lorry, yellow lorry, red lorry, yellow lorry.
- ▶ Fresh fried fish.

PUZZLE: AMAZING GRACE

Help Bob and Blib the blobs find their way out of the mazes to meet Jesus.



Go AND Do IT: CREATIVE PAINTING

Paint a picture of Jesus becoming our sin so that we can be right with God. You may choose to paint a picture of Jesus on the cross, or it may be more of a mix of colours that express the feelings of what God has done. Whatever you choose to do, give it a go and be bold and free as you paint.

EPISODE 13: MARKED FOR LIFE

DISCUSS

- What did you discover from today's podcast?
- Talk about some of the scars that you have and the stories they tell.
- Which of Jesus' scars makes you think the most and why?

GO DEEPER

These Bible verses were mentioned in today's podcast.

- John 19:1-7
- John 19:31-37
- Isaiah 53:1-12

Read this passage carefully: John 19:31-37. Whenever you study the Bible it is always good to ask these questions about the passage:

- What do we learn about God?
- What do we learn about people?
- What does God want me to ask or think from this passage?

You might want to ask these questions too:

- Do you know why the mix of blood and water proved that Jesus was already dead?
- Read Exodus 12:46 and Zechariah 12:10. How did Jesus fulfil these prophecies in this passage?
- Look up how many years before Jesus died Zechariah prophesied.

ACTIONS

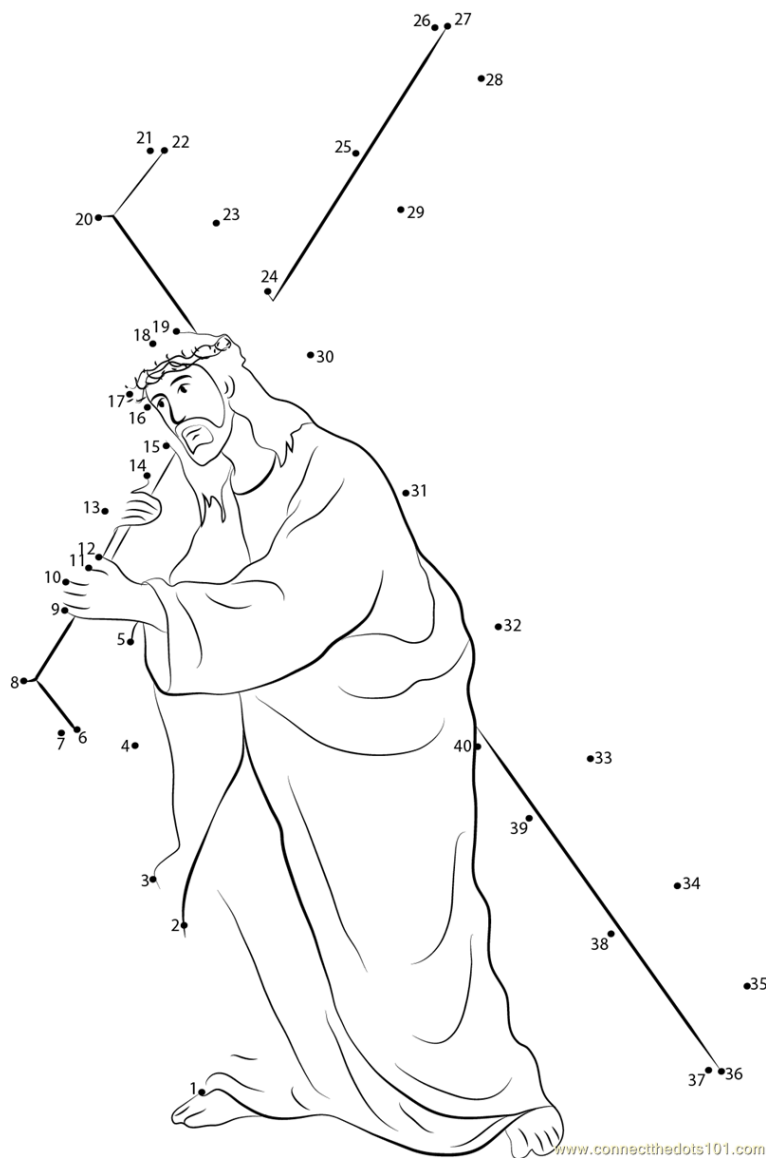
Jesus' scars tell a story – that God's goodness is now available for us. Is there any one you know who needs God's forgiveness? Is there anyone you know who needs healing? Pray for them now and expect God to answer.

ACTIVITIES

GROUP ACTIVITY: MARK A STORY

- ▶ Measure each person against a wall and make a mark in pencil with their name and the date. Come back later to see how they have grown.
- ▶ Think of all the big dates in your life (being born, starting school, meeting Jesus). Find a big stick and cut a mark into it – one for each date in your life so far. Leave lots of space to add more marks to your life stick.

PUZZLE: DoT To DoT



Go AND Do IT: MAKE A WREATH

Create your own wreath out of plants,

EPISODE 14: LIFE IS IN THE BLOOD

DISCUSS

- What did you discover from today's podcast?
- What was the point of sacrifices in the Old Testament?
- Why is the blood of Jesus so important?

Go DEEPER

These Bible verses were mentioned in today's podcast.

- Mark 14:23–25
- John 19:34
- Colossians 2:17
- Hebrews 9:11–14

Read this passage carefully: John 19:28–30. Whenever you study the Bible it is always good to ask these questions about the passage:

- What do we learn about God?
- What do we learn about people?
- What does God want me to ask or think from this passage?

You might want to ask these questions too:

- Jesus said, 'it is finished!' What is finished?
- Write down three things that Jesus' death on the cross did for us.

ACTIONS

Take communion together as a family. Explain how the wine/juice reminds us of the blood of Jesus (reassure your children it's not actual blood). You may also want to sing some songs about the blood of Jesus. For example:

- There is power, power, wonder working power.
- Nothing but the blood of Jesus.
- O the blood.
- The blood will never lose its power.

ACTIVITIES

GROUP ACTIVITY: HOT CROSS BUNS

Make your own hot cross buns (or ask your local shop to make some for you) then share a feast together.

PUZZLE: DECODE THE SECRET CODE

The secret message is written in symbols. In the code key below you can find what each symbols means. Write the letter above the symbol and you can read the secret message.

◊✕◡ △×○◡◡ ▽◡○▽ ◻◻○ ✕◡
 ▽×◡◻○ ◡○ ◡○◻○ ◡◡◡◡◡
 ◡◡◡◡○◻ ◡◡ ◡×◡◡ ◡◻▽ ◡◻▽
 ◡×◡◡◡ ×◡◡ ◡○◻◡◡ ▽◡◡○ ◻◻○
 ✕◡ ○◡▽◡◡◡ 5 : 8

Code key:

a	b	c	d	e	f	g	h	i	j	k	l	m
◻	◊	△	▽	○	▷	▽	×	◡	◻	◻	▷	▽
n	o	p	q	r	s	t	u	v	w	x	y	z
◡	◡	▽	◡	○	◡	◡	×	◡	◡	◡	◡	◡

GO AND DO IT: DECORATE A CROSS

Draw a cross on paper and decorate it with sequins, coloured jewels, scrunched up paper or anything else you have to hand, but don't use your mum's best dress – she probably wouldn't be happy about that. Actually don't use her second best dress either. In fact don't use any of her dresses. And if you have a baby brother or sister please don't use them either. Actually perhaps you should ask your parents before you start using anything.

EPISODE 15: HE IS ALIVE

DISCUSS

- What did you discover from today's podcast?
- What is the difference between resurrection and resuscitation?
- Why does it matter that Jesus came alive again?

Go DEEPER

These Bible verses were mentioned in today's podcast.

- Luke 24:1-12
- Colossians 1:18-20

Here are some of the people that Jesus appeared to after he was raised from the dead:

- | | |
|--------------------|----------------------|
| ➤ Matthew 28:1-10 | ➤ John 20:11-18 |
| ➤ Matthew 28:16-17 | ➤ John 20:19-23 |
| ➤ Mark 16:1-8 | ➤ John 20:24-29 |
| ➤ Mark 16:9-11 | ➤ John 21:1-14 |
| ➤ Mark 16:12-13 | ➤ Acts 1:3 |
| ➤ Mark 16:14-18 | ➤ Acts 9:3-5 |
| ➤ Luke 24:1-12 | ➤ 1 Corinthians 15:6 |
| ➤ Luke 24:13-35 | ➤ 1 Corinthians 15:7 |
| ➤ Luke 24:36-43 | |

- Write a list of all the people who met Jesus after he was raised from the dead, include how many people he appeared to each time.
- Which one would you most like to have been?
- What was the most people Jesus appeared to at one time?

ACTIONS

Because of what Jesus has done it is time for a praise party! Create your own praise chant and use it to shout praise to God as loud as you can.


ACTIVITIES

GROUP ACTIVITY: EGG HUNT

Have an Easter egg hunt around your house. You can hide paper eggs (with the person who finds the most being given the largest egg as a prize) or lots of mini chocolate eggs. Happy hunting.

PUZZLE: FALLEN PHRASE

All of the words have fallen out of the Bible verse below. They are still below the square they fell out from, but they got mixed up with the other letters in the same column. Can you work out the words and put all the letters back in the right place.



THE	RISEN	WOULD	COME	HERE	HE
SAID	PLACE	IS	NOT	AS	SEE
HAS	HE	FROM	HIS	BODY	HE
BUT	HE	WHERE	DEATH	AND	WAS

Taken from Matthew 28:6 (International Children's Bible version)

GO AND DO IT: MAKE YOUR OWN MUSICAL INSTRUMENTS

Make shakers and stringed instruments to use in praise to God.